



Wilmington

4 Bedrooms, 2 ½ Baths
2,815 ± Square Feet

Offered By **D.R. Horton** - 334.409.6984




Elevation B



Elevation C

NEW PARK

A Jim Wilson and Associates, LLC Development



Jim Wilson & Associates, LLC

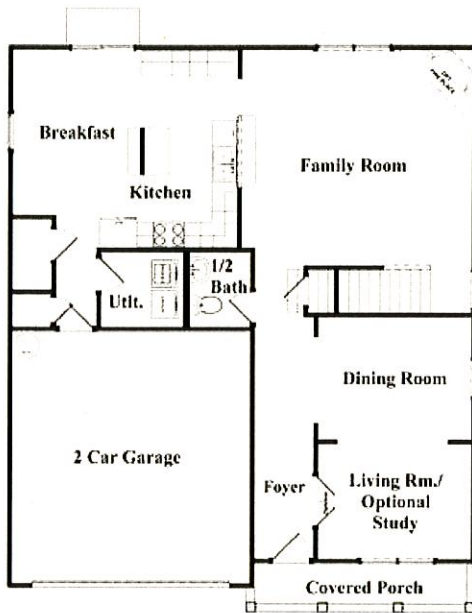




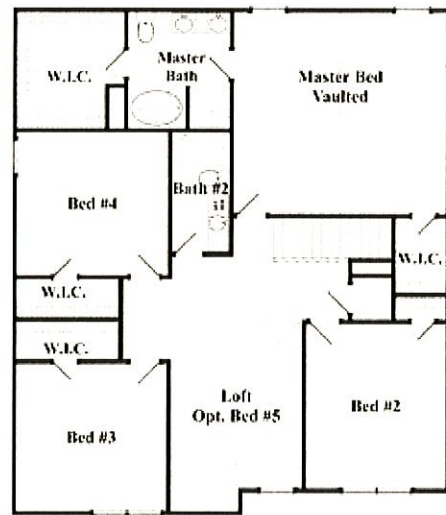
Wilmington

4 Bedrooms, 2 1/2 Baths
2,815 ± Square Feet

Offered By **D.R. Horton** - 334.409.6984



1st Floor




2nd Floor

Floorplans and elevations are artist's renderings for illustration purposes only. Features, colors and sizes are approximate and will vary from the homes as built. Square foot dimensions are approximate. Terms and Conditions Apply. Please see a sales representative for details.

NEW PARK

A Jim Wilson and Associates, LLC Development



Jim Wilson & Associates, LLC

